



Holman Therapy Winter Newsletter

January, 2013

Speech, Language, and Literacy Therapy www.holmantherapy.com

CALLING ALL THREE TO SIX YEAR-OLDS!

HOLMAN THERAPY IS TAKING A WINTER FIELD TRIP—AND WE ARE INVITING ALL OF OUR THREE TO SIX YEAR OLDS! (NOTE: OUR “BIGGER KID” FIELD TRIP IS COMING UP THIS SPRING).

DATE: Saturday, February 9th, 2013, 12:00-1:00 PM

LOCATION: Bughouse Studio, 4845 Oakton, Skokie, IL

We are particularly excited to announce our winter speech field trip this year. We will be going to Bughouse Studio! This trip will be geared towards children in preschool through first grade (ages 3-6), and is open to all current and past clients, siblings, and friends.

“We at **Bughouse Studio** believe in putting a new ‘bug’ in Art. **Bughouse Studio** is a fresh, contemporary environment that inspires creativity, ensures high-quality work production, displays artwork and guarantees fun. All artwork is made from scratch, starting with a fresh slab of clay, blank piece of paper or sheet of glass.” Andrea Horyn, co-owner of Bughouse Studio.

Check out more at <http://bughouseartstudio.com/>

Fee: \$15 dollars per artist

Parents are welcome to either drop off their children or stay for the fun!

Reserve your child’s spot by telling your therapist or emailing Kathleen at : kathleen@holmantherapy.com





Holman Therapy Winter Newsletter

January, 2013

Speech, Language, and Literacy Therapy www.holmantherapy.com 



Blair Wolf, M.A. CCC-SLP

If there's no snow or the cold is too bitter to build a snowman outside, play with snow indoors! Follow the directions below to work on speech and language skills with your children while celebrating winter.

Snowman Rice Krispie Treats

I got this idea from the [Preschooler's Busy Book](#) and added some decorations for fun. This is a great activity for learning about body parts, circles, spheres, and size relationships. Have your child describe what he or she is doing and request different items for the snowman's body parts. If you have an older child, he or she can help make the rice krispie treats and practice some math. Make a few snowmen and then put the rest in an 8x8 pan for normal treats:

1. Make a batch of Rice Krispie Treats.
2. Put coconut in a bowl.
3. Wet hands with water.
4. Have your child roll three balls for each snowman.
5. Have your child roll the balls in the coconut.
6. Stack balls on top of each other to form snowmen.
7. Put eyes, nose, buttons, and arms, on each snowman. I used chocolate chips for eyes and buttons, pretzels for arms, and candy corn for noses.





Holman Therapy Winter Newsletter

January, 2013

Speech, Language, and Literacy Therapy www.holmantherapy.com

Beaded Snowflakes




Beaded snowflakes are another fun winter activity. Have your child request and describe the different beads and completed snowflakes. You can ask older children to compare and contrast different snowflakes. Beading helps practice fine motor skills--make sure to keep beads away from young babies who may mouth and choke on small pieces:

1. Take three white or blue pipe cleaners and twist them together at the center.
2. Add clear and white beads of various sizes.
3. Twist pipe cleaners at the ends to make a beautiful snowflake.



Are Your New Year Hats, Christmas Trees, and Menorahs Put Away Yet? Great! Are You Ready to Think about February? Thought So!

Kathleen Holman Cascino, M.A., CCC-SLP



Valentine's Day Reading List:

- Letter V: Vera Viper's Valentine (Alpha Tales), by Maxwell Higgins, Grades: Pre-K-1
- The Valentine Star, by Patricia R. Giff, Ages: 8 and up
- Arthur's Valentine by Mark Brown, Interest Level: K-2



Very Silly Valentine Songs (anonymous):

MY VALENTINE HEART

When I say I love you (Point to lips)
 it comes from my heart (hand on heart)
 you hear it in your ear (point to ear)
 and it sounds very smart (point to head)
 I love it when you're proud of me (stand very tall)
 You say it all day long (stretch arms wide)
 and when I hear you say it (point to ear)
 my heart sings a merry song (hand on Heart)




Holman Therapy Winter Newsletter

January, 2013

Speech, Language, and Literacy Therapy www.holmantherapy.com

- Bee My Valentine, by Miriam Cohen, Reading Level: K-1
- Valentine's Day Grump, by Rose Greydanus, Reading Level: K-2
- Arthur's Great Big Valentine, by Lillian Hoban (I Can Read! Book 2)
- Don't Be My Valentine: A Classroom Mystery, by Joan Lexau (I Can Read! Book 2)
- One Zillion Valentines, by Frank Modell, Ages 3 and up
- The Great Valentine's Day Balloon Race, by Adienne Adams, Interest Level: Ages 3-8
- Four Valentines in a Rainstorm, by Felicia Bond, Reading Level: Ages 4 and up
- The Valentine Bears, by Eve Bunting, Reading Level: K-2
- My Fuzzy Valentine (Sesame Street), by Naomi Kleinberg, Reading Level: Age 3, board book



VALENTINE FINGER COUNTING PLAY

Let's count valentines
one, two, three.

Let's count valentines
all for me!

Let's count valentines
four, five, six

Lets count valentines
match and mix

Let's count valentines
seven, eight, nine

Let's count valentines--
I'm glad you're mine.

Five Valentines

Five cheerful valentines from the ten cent store-
I sent one to _____; now I have four.

Four cheerful valentines, pretty ones to see-
I gave one to _____; now I have three.

Three cheerful valentines with flowers pink and blue-
I gave one to _____; now I have two.

Two cheerful valentines-my story's almost done.
I gave one to _____; now I have one.

One cheerful valentine-one and only one-
I gave it to _____; now I have none.





Holman Therapy Winter Newsletter

January, 2013

Speech, Language, and Literacy Therapy www.holmantherapy.com



"R" Valentine Words:

heart	party
dessert	flowers
red	marry
sweetheart	teddy bear
decorate	teddy


Name: _____ Date: _____

Matching Hearts

There is a valentine heart in each box below. Color them and cut the lines apart on the lines. Notice that there are two matching cards of each design. You have to look carefully. Lay the cards face down on a grid. Turn over two cards at a time. Do they match? If so, keep them. If not, return them. Your turn is over. The next player repeats this procedure. The winner is the one with the most matching cards. Shuffle, and play again.


Feb	heart	heart	14
heart	heart	heart	heart
heart	heart	heart	heart
heart	heart	heart	heart
heart	heart	heart	heart

© 2000-2002 Family Education Network, Inc. All Rights Reserved. <http://www.familyeducation.com> page 3



Is the heart on the dog or the cat?	Is the heart on the boy or the girl?	Is the heart on the ball or the sock?
Is the heart on the cow or horse?	Is the heart on the spring or the slide?	Is the heart on the bowl or the cup?
Is the heart on the hamburger or pizza?	Is the heart on the car or the bike?	Is the heart on the bed or the couch?
Is the heart on the milk or the milk?	Is the heart on the school or house?	Is the heart on the ball or the ball?

<http://www.kidzworld.com>



IF YOU ARE LOOKING FOR MORE VALENTINE SPEECH OR ART ACTIVITIES LIKE THESE, CHECK US OUT ON PINTREST WHERE WE HAVE VALENTINES, AND OTHER THEMED SPEECH ACTIVITIES AND CRAFTS. YOU CAN FOLLOW US AT :

<http://pinterest.com/holmantherapy/>

Follow me on *Pinterest*





Holman Therapy Winter Newsletter

January, 2013

Speech, Language, and Literacy Therapy www.holmantherapy.com 

Thank you for your continued support and patronage, from our therapists:



Kathleen Holman Cascino, M.A., CCC-SLP



Blair Matthew Wolf, M.A., CCC-SLP



Julie Valentin, M.A., CCC-SLP